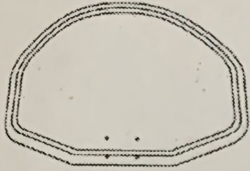


PARTS LIST

<u>Item</u>	<u>Qty.</u>	<u>Description</u>	<u>Item</u>	<u>Qty.</u>	<u>Description</u>
1	1	Backboard	5	1	Net
2	4	Expansile tube			
3	4	Self-drill bolt			
4	1	Rim			


HARDWARE IDENTIFIER



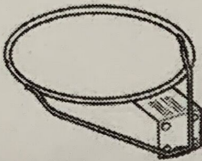
1



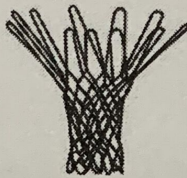
2



3

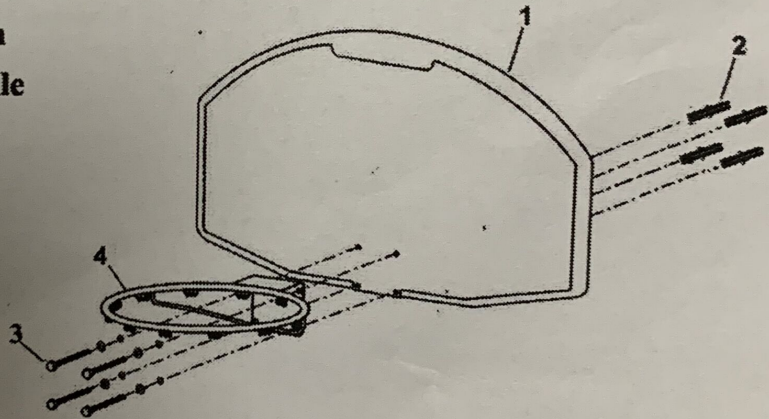


4



5

1. Drill four holes on the wall according to the hole distance on the backboard. Put 4 pcs expansile tube inside them. Fix the rim & backboard by self-drill(3) bolt on the wall as shown. Tighten all the bolts by spanner, make sure the whole backboard system is installed on the wall firmly.



2. Install net (5).

